

## Weekly indicators

Week from 28 January to 03 February 2021

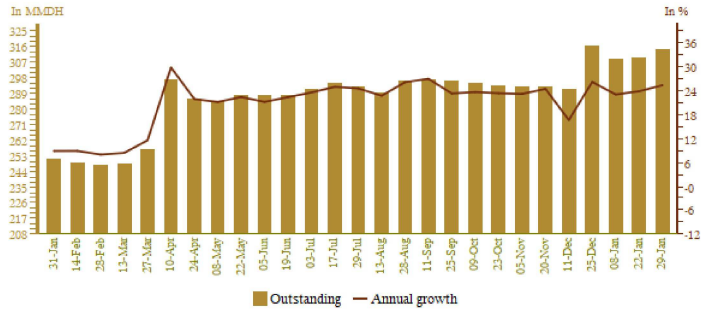
### OFFICIAL RESERVE ASSETS

Change in billions of dirhams and in months of goods and services imports

	Outstanding*	Variation from		
	on 29/01/21	31/01/20	31/12/20	22/01/21
Official reserve assets (ORA)	313,9	25,1%	-2,1%	1,4%

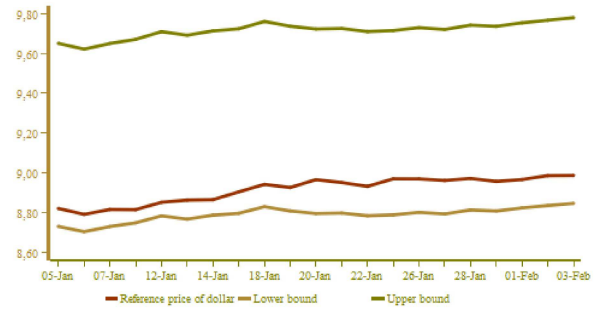
\* In billions of dirhams

	Dec.2019	Oct.2020	Nov.2020	Dec.2020
Official reserve assets in months of imports of goods and services	5 months and 12 days	7 months and 12 days	7 months and 4 days	7 months and 25 days



### EXCHANGE RATE

	27/01/2021	28/01/2021	29/01/2021	01/02/2021	02/02/2021	03/02/2021
<b>Reference price</b>						
Euro	10.863	10.860	10.868	10.829	10.813	10.802
Dollar U.S.A.	8.960	8.970	8.956	8.965	8.984	8.985
<b>Auction</b>						
Currency						
Average price (\$/DH)						

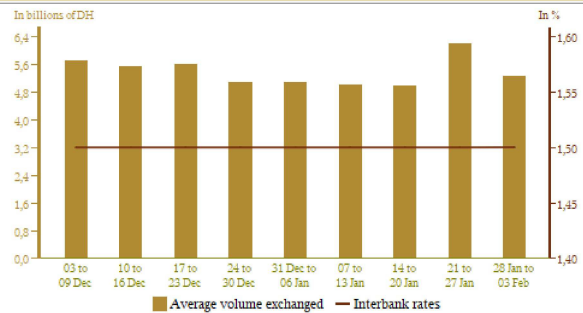


### INTERBANK MARKET

Rates and volume

	Week starting from 21-01-21 to 27-01-21	Week starting from 28-01-21 to 03-02-21
Interbank rate	1,50	1,50
Average exchanged volume (in millions of dirhams)	6 186,60	5 238,40

\* In millions of dirhams







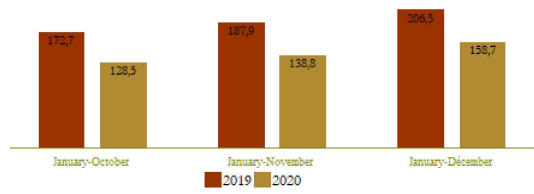


## EXTERNAL ACCOUNTS

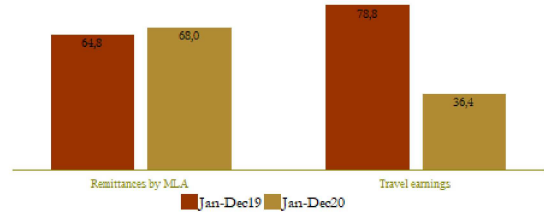
	Amounts (In billions of dirhams)		Variations in %
	Jan-Dec20	Jan-Dec19	Jan-Dec20 Jan-Dec19
<b>Overall exports</b>	<b>263 179,0</b>	<b>284 496,0</b>	<b>-7,5</b>
Car-industry	72 716,0	80 156,0	-9,3
Phosphates & derivatives	50 768,0	48 945,0	3,7
<b>Overall imports</b>	<b>421 868,0</b>	<b>490 953,0</b>	<b>-14,1</b>
Energy	49 832,0	76 342,0	-34,7
Finished consumer goods	95 052,0	113 024,0	-15,9
Finished equipment goods	109 622,0	126 837,0	-13,6
<b>Trade balance deficit</b>	<b>158 689,0</b>	<b>206 457,0</b>	<b>-23,1</b>
Import coverage in %	62,4	57,9	
<b>Travel earnings</b>	<b>36 364,0</b>	<b>78 752,0</b>	<b>-53,8</b>
<b>Remittances by Moroccans living abroad</b>	<b>67 997,0</b>	<b>64 779,0</b>	<b>5,0</b>
<b>Net flows of foreign direct investment</b>	<b>15 540,0</b>	<b>15 379,0</b>	<b>1,0</b>

Source: Foreign Exchange Office

Trade balance deficit  
(Billions of dirhams)



Trend of travel earnings and remittances by Moroccans living abroad (MLA)  
(Billions of dirhams)



## NATIONAL ACCOUNTS

	In billions of dirhams		Variation (%)
	Q3-2019	Q3-2020	Q3-2020 Q3-2019
GDP at constant prices	252,2	234,1	-7,2
Agricultural added value	29,6	27,0	-8,6
Non-agricultural added value	186,3	173,9	-6,7
GDP at current prices	286,9	267,3	-6,9

Source: High Commission for Planning

