

Weekly indicators

Week from 27 June to 03 July 2024

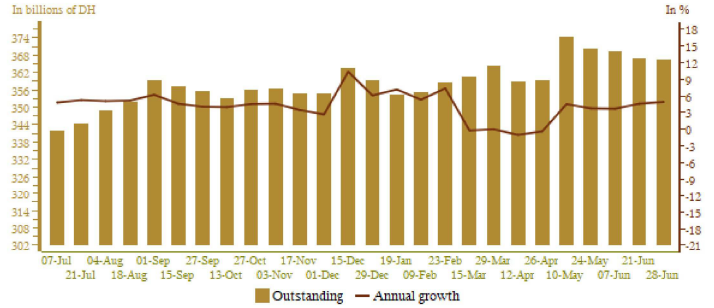
OFFICIAL RESERVE ASSETS

Change in billions of dirhams and in months of goods and services imports

	Outstanding*	Variation from		
	28/06/24	30/06/23	31/12/23	21/06/24
Official reserve assets (ORA)	366,1	5,8%	1,9%	-0,1%

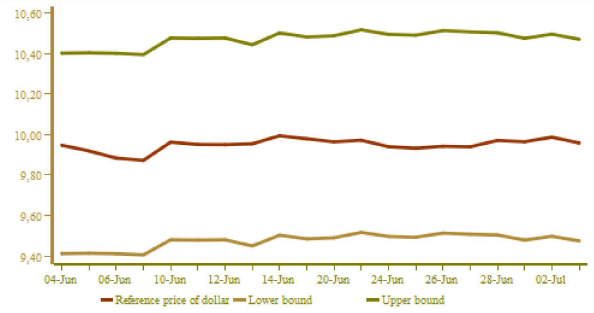
* In billions of dirhams

	May.2023	Mar.2024	Apr.2024	May.2024
Official reserve assets in months of imports of goods and services	5 months and 15 days	5 months and 11 days	5 months and 9 days	5 months and 11 days



EXCHANGE RATE

	26/06/2024	27/06/2024	28/06/2024	01/07/2024	02/07/2024	03/07/2024
Reference price						
Euro	10.626	10.642	10.666	10.713	10.705	10.725
Dollar US	9.941	9.938	9.969	9.963	9.985	9.957
Auction						
Currency						
Average price (\$/DH)						

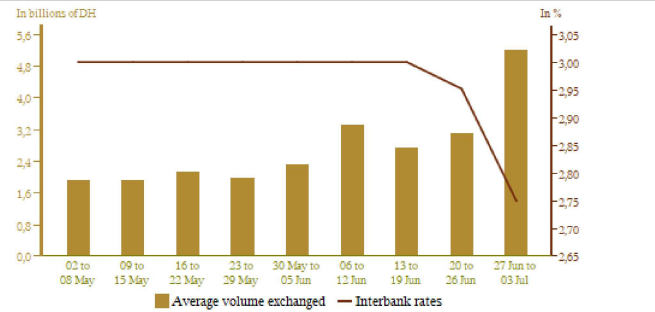


INTERBANK MARKET

Rates and volume

	Week starting from 20-06-24 to 26-06-24	Week starting from 27-06-24 to 03-07-24
Interbank rate	2,95	2,75
Average exchanged volume*	3 112,20	5 195,60

* In millions of dirhams



!			"
#			
\$! %	" "		
	!"	# "	!"
& % %			

* () *

!"#\$%&'(&!\$ %
!) *) # \$ & +)

	\$! ! ! !! !!	! ! ! ! ! !	! ! ! !! !!	! ! ! ! ! !
	% ! ! ! !! !!	% ! ! ! ! ! !				
# . - (. ! /	"	"				
0* % 1 2 3						
# 2 ! 5 . ! /	" "	" "			" "	" "

* () *
- 6) * 2 7 * %

, - &! . &' \$' !
/ */

	(#	(#) *
+ ,	! --	. ! -	"-
(4 7			
, // 0	"- ..	-	"
7! . 7 4 -) 5 /	"	"	
-) 5			
7! . 7 4 -) 5 /	"		
8 %	"	"	
* %		" "	
9)			
0 *		"	
		" "	
1 , % 0	- !	! !	# "
: ! 3	"		
/)2* 3)#*	#	# ' ! !	
	"		
* % ! % !	"	" "	
4 3 /	# ! !	# -	
7 %			
9 %			

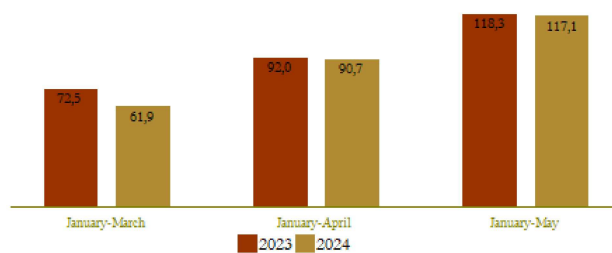
* () *
** (% * * : . 0
*** (*) % ! 7 %) * %
- 6 # 3 3 <

EXTERNAL ACCOUNTS

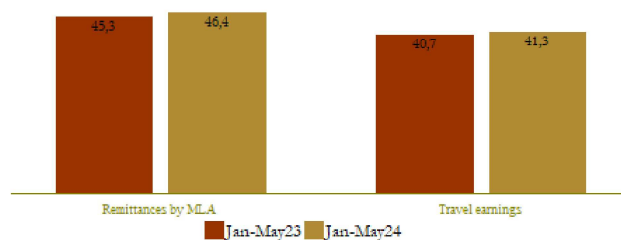
	Amounts (in millions of dirhams)		Variations in %
	Jan-May 24	Jan-May 23	Jan-May 24 Jan-May 23
Overall exports	191 731,0	183 702,0	4,4
Car-industry	67 463,0	60 231,0	12,0
Phosphates & derivatives	32 004,0	30 392,0	5,3
Overall imports	308 821,0	301 962,0	2,3
Energy	48 905,0	51 607,0	-5,2
Capital goods	71 791,0	67 247,0	6,8
Finished consumer goods	69 015,0	65 590,0	5,2
Trade balance deficit	117 089,0	118 260,0	-1,0
Import coverage in %	62,1	60,8	
Travel earnings	41 334,0	40 671,0	1,6
Remittances by Moroccans living abroad	46 380,0	45 282,0	2,4
Net flows of foreign direct investment	10 109,0	4 807,0	110,3

Source: Foreign Exchange Office

Trade balance deficit
(Billions of dirhams)



Trend of travel earnings and remittances by Moroccans living abroad (MLA)
(Billions of dirhams)



NATIONAL ACCOUNTS

	In billions of dirhams		Variation (%)
	Q1-2023	Q1-2024	Q1-2024 Q1-2023
GDP in chained volume measures	305,6	313,4	2,5
Agricultural added value	28,5	27,1	-5,0
Non-agricultural added value	245,6	253,5	3,2
GDP at current prices	356,6	370,1	3,8

Source: High Commission for Planning

